

My Dog Lad

ad
DAY ONE

My dog's name is Lad.

Lad was bad.

My dad got mad.

That made Lad sad.

Lad sat on the pad.



My Dog Lad

ad
DAY ONE

My dog's name is Lad.

Lad was bad.

My dad got mad.

That made Lad sad.

Lad sat on the pad.



Name: _____

ad
DAY ONE

Directions: Glue the matching pictures.

ad

sad

pad

lad


mad

dad

bad



pad



mad



dad



bad




sad




lad



pad



mad



dad



bad



sad



lad

Skill Introduction

ad
DAY TWO



Review Word Family



Word Family Poem

Who remembers what word family we are learning about? That's right! We are learning about the -ad family. Boys and girls, now that we have learned about -ad words, I want to keep working with them so that we can get really good at reading and writing these words. What two letters are at the end of every -ad word? How are -ad words different than -ad and -at words? How are they the same? Lead students in rereading the poem and stating the -ad words that are in the poem.

-ad Word List:

- bad
- sad
- pad
- mad
- lad
- dad

Applying Skill



Word Family Sort



Magnetic Word Building

Well friends, today we are really going to get to work with the -ad family words! Aren't you excited? Before we get started let's sort these cards to match the words with the pictures. Sort the teacher word cards as a class. Great work boys and girls! Now, let's get started building these -ad words! Pass out magnetic letters and boards. Boys and girls, we know that all of our words end with the same two letters, what are those letters? Yes, "a" and "d" please bring those two letters down and get them ready to build words. Now, what letter do we need to build mad? That's right! We need a "m." Everyone build mad. Great work! Now I want you to build the word sad but make sure you don't move the "a" and the "d" because we will need those for all of the words. Continue to lead the students in building these words: dad, bad, lad, pad.

Letters:

d	l
d	p
b	m
s	a

Independent Practice

Pass out the independent practice worksheet to students. Explain that the students will be able to illustrate their own word family house. The students will read each word and then illustrate pictures to complete the word family house mats.

Name: _____

ad

DAY TWO

Directions: Illustrate each word.

ad

dad

sad

mad

pad

lad

bad

Skill Introduction

ad

DAY THREE



Auditory Word Family Work

Boys and girls, today we are going to work on really listening to the -ad family words. Today I want to teach you about onset and rime. The onset of a word is the very first sound. So the onset of the word bad is /b/. The rime of a word is the ending sounds. The rime of bad is /ad/. All of the word in the -ad family have the same rime, /ad/. Today I want to practice breaking up our -ad words so we can hear the onset and rime of each one. I will say a word then you will hold up one hand when you say the onset and another hand when you same the rime. Like this, /b/ /ad/. Ready?

Follow up with these words: sad, pad, mad, lad, dad.

-ad Word List:

- bad
- sad
- pad
- mad
- lad
- dad

Applying Skill



Word Family Easy Reader



Magnetic Word Building

Read the interactive reader to the class. (use projectable) Then reread the interactive reader calling on students (small groups for each page to make sure everyone gets a turn) to read each page. Next, pass out magnetic letters and boards. *Boys and girls, today we are going to work on building the -ad family words again. Today we are experts on the -ad words so we can build each word using all three letters! Are you ready?* Have students build each word: bad, sad, pad, mad, lad, dad

Letters:

d	l
d	p
b	m
s	a

Independent Practice


Pass out the independent practice worksheet to students. Explain to the students that they will be building words like they have practiced in the whole group. Give each student the practice sheet and the matching letter tiles. Be sure to emphasize that students should only cut apart one word (three tiles) at a time. Students will glue down the letters to build the word.

Name: _____

ad

DAY THREE

Directions: Build each word.



a	d	d
---	---	---

s	d	a
---	---	---

d	a	l
---	---	---

p	d	a
---	---	---

m	d	a
---	---	---

a	b	d
---	---	---

a	d	d
---	---	---

s	d	a
---	---	---

d	a	l
---	---	---

p	d	a
---	---	---

m	d	a
---	---	---

a	b	d
---	---	---

a	d	d
---	---	---

s	d	a
---	---	---

d	a	l
---	---	---

p	d	a
---	---	---

m	d	a
---	---	---

a	b	d
---	---	---

Skill Introduction

ad
DAY FOUR



Auditory Word Family Work



Word Family Flashcards

Boys and girls, yesterday we found out that all of the -ad family words have the same rime. Today I want to keep practicing onset and rime with you. Call on a student to come help you demonstrate this activity. You will say a word. Then you will clap one hand with your partner as you say the onset and another hand when you say the rime. Do you guys want to give it a try? Follow up with these words: bad, sad, pad, mad, lad, dad.

-ad Word List:

- bad
- sad
- pad
- mad
- lad
- dad

Applying Skill



Word Family Easy Reader



Word Family Generator



Build Words

Read the interactive reader again, calling on small groups of students to help read each page. Introduce the word family generator and teach students that it is a tool that they will get to make later on. Then lead students in going through the alphabet to try out each consonant and determine if it makes a real word or a nonsense word. *Boys and girls, let's start at the letter "b", if I write a "b," what word did I make? Yes, bad. Is that a real word? Sure thing! Now let's try the next letter in the alphabet, what word do I make if I write the letter "c?"* Continue through the alphabet asking if each word is real. Build -ad words on the magnetic boards again.

Letters:

d	l
d	p
b	m
s	a

Independent Practice

Pass out the word family flip book page to each student. Have each student cut out the longer word family strip. Then, the teacher will staple the pieces to create a flip book.

ad

ad

m

d

s

l

b

p

Skill Introduction

ad
DAY FIVE



Interactive Game



Word Family Flashcards

Boys and girls, today we are going to play the word family game!

Introduce the game and explain the rules. Then play the game.

After playing, use the flash cards to review the -ad family words.

-ad Word List:

- bad
- sad
- pad
- mad
- lad
- dad

Skill Assessment

Instruct students to write each word on the corresponding line. State the word and read the sentence.

1. Bad - The cat was bad.
2. Sad - I am feeling sad.
3. Pad - Write a note on the pad.
4. Mad - Please don't be mad.
5. Lad - Look at the lad.
6. Dad - I love my dad.

Applying Skill



Word Family Easy Reader Independently

As students finish the assessment, have them get a book and practice reading it. Once all students have finish pair students up to read to a partner.

Name: _____

/6

ad

DAY FIVE

1. _____

4. _____

2. _____

5. _____

3. _____

6. _____

©Tara West

Name: _____

/6

ad

DAY FIVE

1. _____

4. _____

2. _____

5. _____

3. _____

6. _____

©TARA WEST

bad

mad

sad

lad

pad

dad

bad

mad

sad

lad

pad

dad

bad




sad




pad






mad



lad




dad

bad




sad




pad





mad



lad




dad

ad

~~ad~~

ad family



ad family

